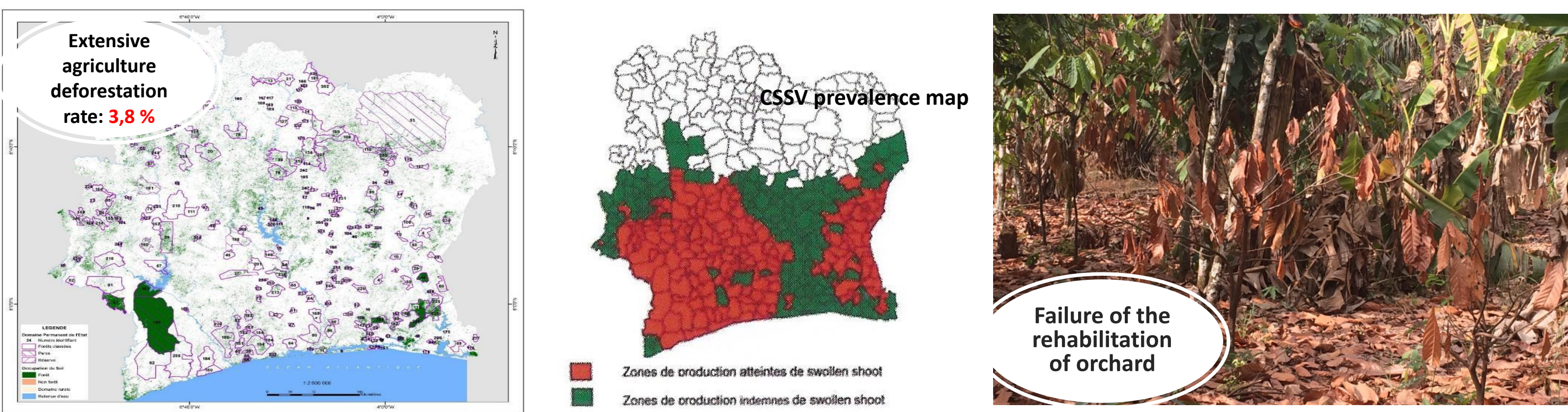


Cocoa farming constraint



Objectives

- To improve sustainability of cocoa production
- To characterize productive cocoa genotypes for their adaptation to low rainfall environments
- To identify morpho-physiological and biochemical traits of water stress tolerance in cocoa

Materials and methods

Treatment

Randomised Complete Block Design with two factors, I water regimes with three levels; 100%CC, 50%CC and 20%CC (II) cocoa progeny with ten levels

Plants materials

10 *Theobroma cacao* L, hybrid plants
 VTLC-22 (I-14xNC29/66); VTLC-11 (I-14xNC42/94);
 VTLC-24 (I-21xNC23/43); VTLC-25 (I-21xNC29/66);
 VTLC-26 (I-21xNC42/94); VTLC-29 (I-56xNC23/43);
 VTLC-27 (I-29xNC23/43); VTLC-28 (I-29xNC42/94);
 VTLC-4 (II-67xNC42/94); VTLC-3 (II-67xNC29/66).

Methods

Agro-morphological parameters

- Height (cm) and diameter (cm) at the crown
- Total number of leaves

Physiological parameters of cocoa

Leaf water potential, Leaf gas exchange (net photosynthesis, stomatal conductance, transpiration, intracellular CO₂ content), water use efficiency (WUE), ratio Pnet/Ci. Stomatal resistance chlorophyll fluorescence (initial fluorescence (F₀), maximum fluorescence and PS-II quantum yield).

Cytosolic metabolites in cocoa leaves

Epicuticular wax, Cytosolic soluble sugars, Cytosolic free amino acids, Cytosolic proline, Soluble cytosolic proteins.

Oxidative metabolism in cocoa leaves

Super Oxide Dismutase activity, Peroxidase activity Polyphenoloxidase activity, Catalase activity, Leaf lipid peroxidation.



Failure of the rehabilitation of orchard



Leaf gas exchange with Licor- 6200



Chlorophyll fluorescence measurement with OS-30p fluorometer



Stomatal resistance measurement with AP4 porometer

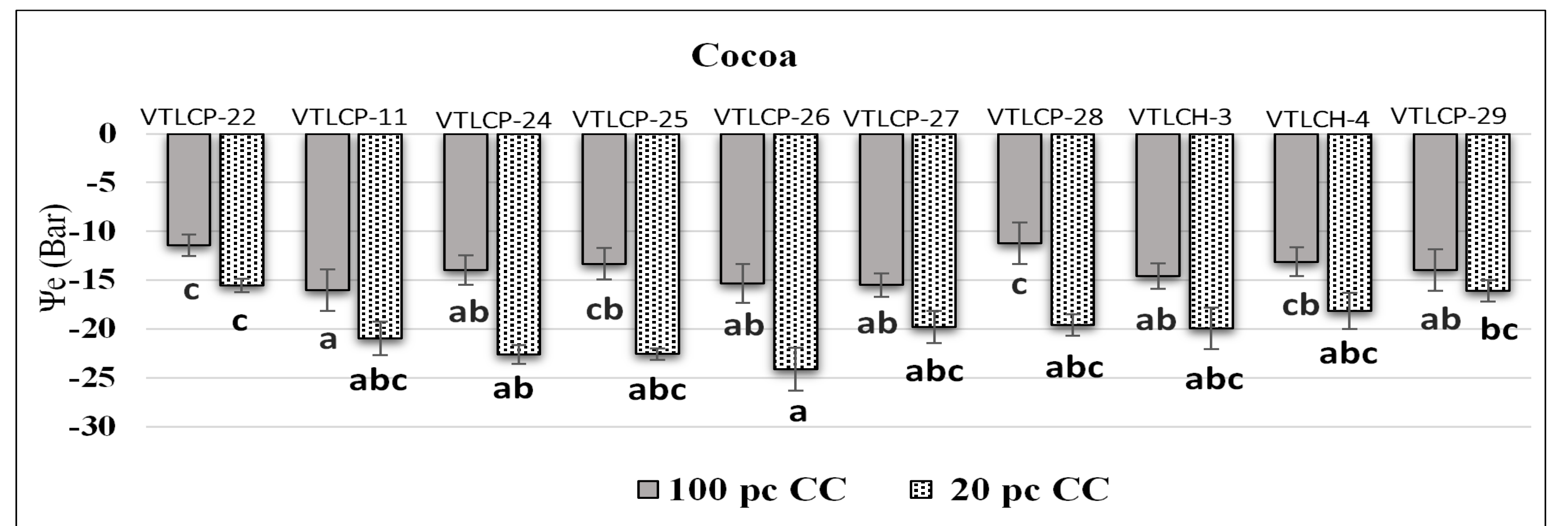
Results

Agro-morphological characteristics of cocoa under irrigation regime

Cocoa	Number of leaves (NF)			Leaf area (Sft, cm ²)			Reduction in leaf area compared to control %	
	100%CC	50%CC	20%CC	100 %CC	50%CC	20%CC	50%CC	20%CC
VTLC-22	24a	19a	17a	8875a	7419a	4014a	16.40	54.77
VTLC-11	22ab	16ab	15ab	9551a	4147ab	4064a	56.58	57.44
VTLC-24	22ab	17ab	15ab	9810a	5562ab	3990a	43.30	59.32
VTLC-25	23a	18a	13ab	8382a	6694a	3980a	20.13	52.51
VTLC-26	23a	14ab	16a	8672a	4906ab	4316a	43.42	50.22
VTLC-27	23a	15ab	17a	9001a	4613ab	4364a	48.75	51.51
VTLC-28	21b	18a	17a	6620ab	6807a	5221a	-2.82	21.12
VTLC-3	24a	16ab	15a	8958a	5436ab	4621a	39.31	48.40
VTLC-4	16b	11b	10b	3917b	3167b	2100b	19.14	46.37
VTLC-29	23a	17ab	14ab	8115a	5959ab	4505a	26.56	44.48
Mean	22	16	15	8190,1	5471	4117,5		

Physiological characteristics of cocoa

Leaf water potential (Ψ_e)

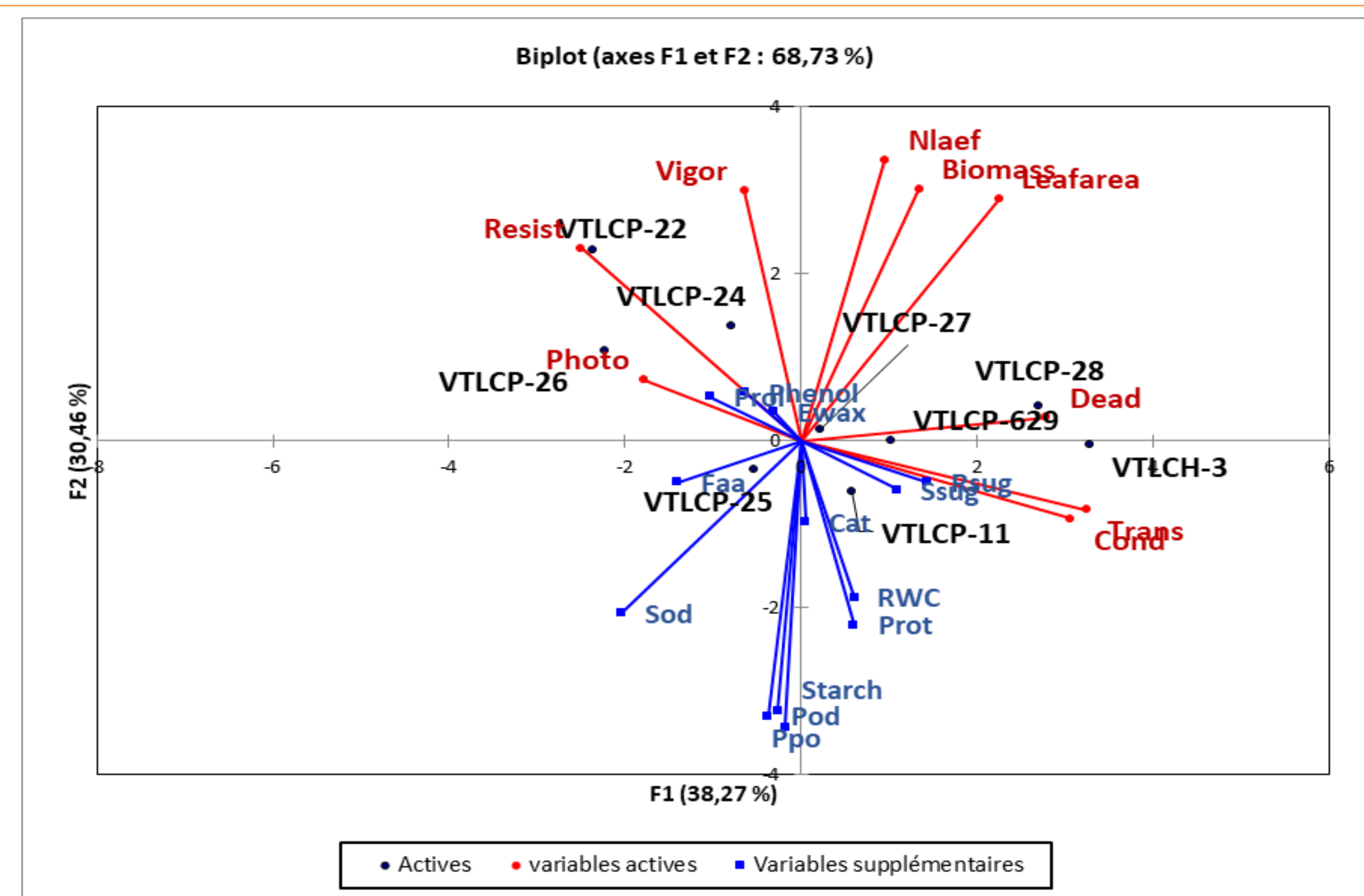


Net photosynthetic activity, stomatal conductance, transpiration and intracellular CO₂ content of cocoa under irrigation

Cocoa	Net photosynthesis, Pn ($\mu\text{mol of CO}_2 \text{ m}^{-2} \text{ s}^{-1}$)		Stomatal conductance (gs) ($\text{mol m}^{-2} \text{ s}^{-1}$)		Transpiration (E) ($\text{mmol m}^{-2} \text{ s}^{-1}$)		CO ₂ content (Ci) (ppm)	
	100%CC	20%CC	100%CC	20%CC	100%CC	20%CC	100%CC	20%CC
VTLC-22	26.72a	17.30a	0.26h	0.27g	0.71i	0.73f	353a	332a
VTLC-11	9.22b	7.38ed	0.49d	0.39d	1.31d	1.04cd	294f	290c
VTLC-24	7.99b	13.65ab	0.36g	0.33e	0.95h	0.87e	340b	332a
VTLC-25	7.48b	4.86e	0.41ef	0.34e	1.09f	0.90e	298e	297c
VTLC-26	20.72ab	7.35ed	0.39gf	0.20h	1.03g	0.67f	355a	310b
VTLC-27	10.87b	8.16cde	0.45e	0.30f	1.20e	0.96ed	329c	312b
VTLC-28	11.22b	6.17e	0.55c	0.41c	1.48c	1.09c	291f	290c
VTLC-3	11.50b	8.03cde	0.70a	0.53a	1.88a	1.43a	271h	270d
VTLC-4	16.49ab	12.25bc	0.40f	0.34e	1.08f	0.91e	304d	295c
VTLC-29	9.36b	11.13bcd	0.64b	0.48b	1.65b	1.26b	286g	277d
Mean	13.15	9.62	0.46	0.36	1.24	0.99	314.5	301

Initial fluorescence (F₀), photochemical quantum of PS-II (F_m) and quantum efficiency or quantum yield of PS-II (F_m/F_v) of cocoa under water regimes

Cocoa	F ₀ (Unit)		F _m (Unit)		F _v /F _m	
	100%CC	20%CC	100%CC	20%CC	100%CC	20%CC
VTLC-22	114.2abc	155.7bcd	448.7d	248.0ab	0.742bc	0.361abc
VTLC-11	115.0ab	174.0ab	465.6bcd	221.6ab	0.752abc	0.550a
VTLC-24	90.92c	160.3bc	471.4abcd	288.3a	0.758ab	0.361abc
VTLC-25	110.8abc	121.3cd	484.0ab	193.0ab	0.770ab	0.333abc
VTLC-26	131.4a	146.5bcd	491.0a	193.0ab	0.724c	0.381ab
VTLC-27	109.4abc	143.5bcd	458.8cd	182.0ab	0.758ab	0.209bc
VTLC-28	120.6ab	219.5a	485.6ab	266.8ab	0.751abc	0.114c
VTLC-3	114.6ab	138.3bcd	475.4abc	243.0ab	0.758ab	0.422ab
VTLC-4	102.4bc	122.8cd	467.2abcd	179.2ab	0.781a	0.288abc
VTLC-29	116.6ab	109.0d	468.4abcd	141.3b	0.751abc	0.201bc
Mean	112.88	148.9	471.0	220.0	0.754	0.31



Biplot showing the relationship between the morpho-physiological biochemical parameters observed and cocoa hybrids and watering regime

Conclusion and perspectives

- Hybrids VTLC-4, VTLC-24 and VTLC-22 are characterized by high photosynthetic activity, good water use efficiency and high CO₂ accumulation.
- Hybrids VTLC-26, VTLC-25 and VTLC-27 are characterized by photochemical activity, stomatal resistance and vegetative vigor.
- Hybrids VTLC-28, VTLC-29, VTLC-11 and VTLC-3 are characterized by high transpiration rate and high stomatal conductance.
- VTLC-4, VTLC-24 and VTLC-22 showed morpho-physiological characteristics of adaptation to water deficit stress and seems to be promising candidates for a sustainable production in climate change context.